



Naturally Yours

The official newsletter of Tamar NRM - WINTER 2017




Coordinator's Corner
Sustainable Energy EXPO 2017
Waste Management Feature
Tamar Ag in Focus -
MLA Pasture Trial
Challenges to pasture
establishment
Backyards to Broadacres
Profile Weed - *Serrated Tussock*
Weeds Working Group
Environmental Education
Christopher Strong Grant Awardee
Biodiversity Page
Tamar Green Army Team
20 Million Trees Project
New Management Committee
member
Roger on Growing Spuds
Coming Events

Save the Date

Tamar NRM Sustainable Energy Expo


Albert Hall • Saturday 16th September



SUSTAINABLE ENERGY EXPO 2017



Albert Hall • Saturday 16th September



Sustainable energy saving ideas for homes and business

Tamar NRM, via its Sustainable Living Working Group, has embarked on an ambitious and exciting project running an energy expo at Albert Hall on 16th September 2017. Tamar NRM's Sustainable Living Working Group has been actively raising awareness in, and running activities on, many aspects of sustainable living in Northern Tasmania through events such as Sustainable August, Creating a Sustainable Future, Air Quality Working Group, forums on sustainable energy, urban gardening, waste and more recently established the Sustainable Northern Tasmania website.

Our President Roger Tyshing, who is also coordinating the event, said "events that we've run in the past have shown us there is a real appetite amongst the public for energy efficiency information to reduce their energy bills. The Expo is a step up for our organisation and we believe we can make it an annual event."

Throughout the day, various timeslots will be allocated to dedicated information sessions presented on the main stage on alternative energy sources, efficient housing design, heating options, insulation, energy efficient products, retrofitting older buildings, condensation and energy saving tips.

The Sustainable Energy Expo will provide the chance for companies, businesses and organisations to connect with the public with 35 booths available. So far we are receiving a great deal of interest from businesses. Both commercial and domestic supply businesses are encouraged to get in early to secure a trade booth at the Albert Hall venue.

"Our sponsorship and trade prospectus outlines the opportunities for businesses in Northern Tasmania. We are fortunate to have already secured platinum, gold and silver sponsors for the event, but places remain available" Roger said.

EXPO sponsors:



City of
LAUNCESTON

MODE
electrical

Renewable energy,
engineered for you.



Cover Photo: Sorted and bailed, recycled materials at a materials recovery facility destined for processing into new products.

Photo courtesy Northern Tasmanian Waste Management.

Coordinator's Corner

The War on Waste - Useful Tips not Rubbish Tips!

The recent ABC documentary "The War on Waste" revealed just how badly we, as Australians, deal with our waste. We have gone from effective recycling initiatives in the 60s (remember scout groups collecting paper and making an income?) and waste minimisation, to the world's 5th highest for municipal waste, generating 52 mega-tonnes a year (an 8% increase in waste per annum).

The ABC doco pointed out that:

- People are not fully aware of what can and can't be recycled.
- Consumer demand and supermarket policy work against cutting waste.
- That items meant for recycling often end up as landfill.

We have no doubt that our readers are highly motivated to reuse, separate waste, repair, refuse and set up their own composting arrangements. You are an example to neighbours and friends. But sadly, you are the minority, and unless services are laid on, the majority will not take on personal responsibility for the waste they create.

There remains much to do. Industry and government must step up with new initiatives that recognise waste as a resource. For now, local government waste policy is the key driver these days.

This issue of "Naturally Yours" highlights many initiatives that we all need to support and promote.

Greg & Gill



Sustainable energy saving ideas for homes and business

Tamar NRM are holding a Sustainable Energy Expo to foster direct interaction between exhibitors and participants where companies and organisations can showcase the products and services that are leading the way in energy sustainability. Through the experience, consumers will be better placed to make cost effective, smart, sustainable choices to meet their energy needs.

- Showcasing sustainable energy options to reduce costs and benefit the environment
- Presenting the benefits of sustainable building design and sustainable living
- Showing the pathways when converting to a sustainable energy source
- Demonstrating energy saving ideas in homes and business
- Demonstrating technologies such as wind and solar
- Promoting local business and local knowledge

Want to know more? - Call Roger 0448 666 500 or Gill or Greg on 6323 3310

tamarnrm@launceston.tas.gov.au

VOLUNTEERS WANTED - Can you spare a couple of hours to help Tamar NRM stage this exciting event? Contact us and register your interest.

Exhibitor and Sponsorship Opportunities Available

If you are a business or organisation providing information and products related to renewable energy, energy reduction and sustainable design and want to be part of the inaugural 2017 SUSTAINABLE ENERGY EXPO exhibit sites are still available. We are looking for exhibitors and expert speakers to provide a one-stop-shop for attendees wanting to learn more about how they can reduce energy, save money and improve their health and that of the environment that supports us.

Early Bird Specials available until the end of July.

We can't Recycle our way to 'Zero Waste'

Jenni Downes - Research Consultant, Institute for Sustainable Futures, University of Technology Sydney. Originally published in *The Conversation* on June 5, 2017.

In the wake of the final episode of the ABC's *War on Waste*, in which a dismayed Craig Reucassel canvasses Australia's rubbish-related sins, the idea of "zero waste" is pretty hot right now.

But often when we hear of zero waste movements, or civic and corporate zero waste commitments, they are actually "zero waste to landfill" campaigns. They're not aiming for zero waste to be produced, just for all waste to be managed somehow – usually, relying heavily on recycling.

In fact most of us have probably said, or at least heard, the statement: "It's not waste – it gets recycled!" or for food, "it goes to compost!"

Certainly it's old news to the waste recovery industry that one person's trash is another's treasure. High-quality, well-sorted waste isn't just usable, it's desirable – either for recycling or conversion into fuel.

The Australian recycling industry is doing a good job of repurposing most of our collected recyclable material. This contributes to developing circular economy, in which recycled waste displaces virgin material in production.

But, like many words, there's a crucial difference between the common and technical definition of waste. Conversationally, "waste" is understood as something unwanted or unusable, that has no value. In technical terms, it's a classification of a resource or product at a certain point in its value chain.

It might seem like a pedantic distinction. But language shapes our understanding and behaviour, and our conception of what is possible and important.

Albert Shames, Vancouver's director of waste management said recently, "we can't recycle our way to zero waste". It goes to the heart of the question: is waste still waste if it gets recycled?

The standard waste hierarchy generally demarcates between waste avoidance and waste management, with recycling squarely in the waste management zone. In this sense, recycling is something we do to waste, not a way to avoid it.

The 'waste hierarchy' prioritises actions by those with

the greatest environmental benefit. UTS: Institute for Sustainable Futures.

These days, recycling is standard practice in most Australian households and in general is fairly simple. It's not that hard to place an item in a recycling bin instead of the rubbish when they're side by side in the kitchen (or in an office, or public space).

But recycling sits fairly low down the waste hierarchy. When we say "it's not waste if it gets recycled", it makes it easier to avoid more important actions with greater potential impact.

Similarly, when zero waste commitments are defined as "not going to landfill", it's too easy for companies or cities to set a diversion target and focus on recycling and recovery, rather than setting targets for the more complicated task of waste minimisation.

But while recycling (and recovery) is a great last line of defence, it's nowhere near as effective as avoiding the waste in the first place.

Why is recycling low on the waste hierarchy?

The waste hierarchy prioritises actions based on how much they benefit the environment. Recycling is certainly magnitudes better than landfill, because it replaces virgin materials in the manufacturing process. For example, recycling aluminium is 95% more efficient than using virgin aluminium, recycling plastic is 85% more efficient, paper 50%, and glass 40%.

But the recycling process still consumes energy (and other resources), and costs money. And for many materials, particularly plastic and to some extent paper, recycling is also a downgrading process.

These materials can only be recycled a certain number of times before they degrade beyond all use, and generally then end up in landfill. At this point, they can't be recovered for waste to energy.

On the other hand, if we could reduce the amount of material that needs to be recycled, or better yet, the amount that needs to be produced in the first place, these costs would disappear altogether. Better consumer choices can play a role, but more significant are improved resource management and smarter product design.

In our transition to a circular economy, the way we characterise things may shift to emphasise the that objects have value beyond the end of their intended life. But it's essential we still call a spade a spade.

Regardless of whether something is "waste" if it gets recycled, recycling (and recovery) needs to be seen as what is – a last line of defence. Minimising waste is more important than managing it, and we need to keep our focus there.

The Waste Hierarchy



Are you a Member of the Billionaires Club?

Disposable Coffee Cups Causing Havoc!

That morning coffee so many of us enjoy is coming at a price. Second only to plastic drink bottles in the throw away plastics stakes, Australia has the unenviable mantle of chucking out one billion disposable cups a year. Most of these are polythene lined which means they stick around for decades.

There is a real need for industry leadership to address the current problem of single use coffee cups not being recycled. Disposable cup manufacturers have put forward many claims about their product that make it difficult to know which is better for the environment. Because they currently cannot be separated out of the waste stream, the one trip cups go into the "to hard basket". For municipal councils, the risk of contamination in other separated waste is very real.

The only practical solution is not to use disposable cups in the first place. Take some time out and enjoy your coffee at the café. If you must have it on the run, then buy a reusable plastic, glass, stainless steel or ceramic one. In terms of energy used in manufacture, you can reach breakeven point, and after only a few uses your coffee will taste sweeter!

**Grab a Coffee Cup and support
Tamar NRM - Only \$10.00**



*Above: The Tamar NRM take home cup.
Order yours today! Phone 6323 3310*

Café Promotion

We are keen to endorse cafes who offer discounts to customers using reusable cups. Let us know if your café does and we will promote them on our Facebook page, website and newsletters.



Illegal dumping is a visual blot on the landscape and has environmental implications clearly not understood by the selfish individuals who choose to use our natural environment as their personal rubbish dump.

Biodiversity impacts from the practice include pollution of soil and rivers, blocked waterways leading to flooding, impact on fauna by reducing habitat and animals can become entangled in dumped items leading to injury and/or death. A long term impact is the

threat posed by introducing weeds which so often out compete our native plants.

Local councils, Parks and Wildlife and the Environmental Protection Agency quite rightly take a dim view of illegal dumping. Heavy penalties apply under the Litter Act 2007 amounting to hundreds or even tens of thousands of dollars for offenders. The consequences when caught make the disposal fees look very attractive.

Some forms of illegal dumping such as chemicals or asbestos can directly cause harm or injury to humans and wildlife alike.

Report Offenders:

Anyone witnessing littering or illegal dumping in Tasmania can report it to the Litter Hotline on 1300 135 513.

This includes littering from a motor vehicle or a boat.

New Food & Garden Organics Kerbside Collection Service in Launceston

Not everyone wants to, or has room for, a compost heap or worm farm to get rid of their organic waste. The average Launceston household's garbage bin contains 50% organic material, so City of Launceston Council want to make better use of that and significantly reduce the city's contribution to landfill. The opportunity to have a Food & Garden Organics Kerbside Collection Service (FOGO) is open to anyone currently receiving a kerbside recycling service in the urban areas of Launceston and Lilydale. Registration is voluntary and opens in July 2017.



For a one-off fee of \$65, you'll receive a 240 litre FOGO (green lid) wheelie bin and a 7 litre kitchen caddy. Delivery of bins will begin in September 2017 and collection starts in October.

Once you have your bin, keep collected organics free from contamination and as it is difficult to distinguish between compostable, biodegradable and ordinary plastic bags, no bags will be accepted. Keep your kitchen caddy clean by lining it with newspaper, junk mail or paper (all of which can be composted) and rinse regularly.

Collected material will be composted at a custom built organics recycling facility at the Launceston Waste Centre. The composted product will be used as mulch and soil conditioner in council parks and gardens and at the landfill site as part of rehabilitation projects. You can register online or through the City of Launceston Customer Service Centre on 6323 3000 or visit the Town Hall. www.launceston.tas.gov.au/FOGO

YES



- ✓ All food scraps, e.g. meat, seafood, dairy, eggs, citrus
- ✓ Bread, pasta, rice
- ✓ Teabags, ground coffee
- ✓ Soiled paper and cardboard, tissues, paper towel

NO

- ✗ Plastics
e.g. cling wrap, bags, bin liners, packaging
- ✗ Metal
- ✗ Glass

Acceptable in your FOGO bin:

- ✓ Meat, bones and fish
- ✓ Dairy
- ✓ Fruit
- ✓ De-packaged out of date food
- ✓ Branches
- ✓ Hair and fur
- ✓ Weeds
- ✓ Grass Clippings
- ✓ Small garden waste (leaves, flowers etc)
- ✓ Pizza boxes
- ✓ Paper (newspapers, paper towel, junk mail etc)

Not acceptable in your FOGO bin:

- ✗ Green waste in bags
- ✗ Plastic bags
- ✗ Packaged food



Waste Management and Tamar Region Councils

Residential Collection Information



In the **West Tamar** municipality:
Garbage is collected fortnightly.
Recycling is collected fortnightly.

In the **Launceston** municipality:
Garbage is collected weekly.
Recycling is collected fortnightly.

In the **George Town** municipality:
Garbage is collected weekly.
Recycling is collected fortnightly.

Special Collection Services:

Special Collection Services:

West Tamar Council offers the following special collection services:

- An annual hard waste collection in November
- A fluoro tube and bulb collection at Riverside and Beaconsfield service centres
- A printer cartridge collection at Riverside and Beaconsfield service centres
- A household battery collection, including AAs, AAAs and button batteries, at Riverside and Beaconsfield service centres.

- An annual hard waste collection, registration is required and typically begins in December for a March/April collection.
- A fluoro tubes and bulbs collection in Customer Service (Town Hall, St John Street, Launceston) – bulbs and tubes brought in for recycling must be whole and securely wrapped
- A Mobile Muster collection in Customer Service (Town Hall, St John Street, Launceston).
- A household battery collection, including AAs, AAAs and button batteries, in Customer Service (Town Hall, St John Street, Launceston)

Options for other materials:

Options for other materials:

Exeter Waste Transfer Station
Biloo Street, Exeter.

Beaconsfield Waste Transfer Station
Crowther Street, Beaconsfield.

Open:
Monday – Friday 11am – 4pm
Saturday, Sunday and public holidays 10am – 5pm
Closed Christmas Day and Good Friday

For materials received see
<http://rethinkwaste.com.au/west-tamar-council/>

Launceston Waster Transfer Stn. Launceston Recycling Centre

Cavalry Road, Mowbray
Open: Monday to Sunday 8am – 5pm, last entry at 4:45pm

Closed Christmas Day and Good Friday.

Lilydale Waster Transfer Station

Second River Road, Lilydale

Open: Sunday 12pm – 4p.

Nunamara Waster Transfer Station

Binghams Road, Nunamara.

Open: Saturday 12pm – 4pm.

For disposal of hazardous waste, contact Remount Road Administration Support on 03 6323 3500.

For materials received see
<http://rethinkwaste.com.au/launceston-city-council/>

WEEK A - Monday - Lulworth; Weymouth & Bellingham; Tuesday - Beechford, Lefroy, Mt Direction, Pipers River & Pipers Brook.

WEEK B - Monday - Low Head, Bell Buoy Beach & Hillwood; Tuesday - George Town (north of York Rivulet) ; Wednesday - George Town (south of York Rivulet).

Special Collection Services:

- A fluoro tube and bulb collection at Council Chambers (16-18 Anne Street, George Town).
- A mobile phone recycling collection at Council Chambers (16-18 Anne Street, George Town).
- A household battery collection, including AAs, AAAs and button batteries, at Council Chambers (16-18 Anne Street, George Town)

Options for other materials:

George Town Waste Transfer Stn.

Mt George Road, George Town

Open: Monday – Sunday 12pm – 4pm

Wednesdays during Daylight Savings 12pm – 6pm.

Closed Christmas Day and Good Friday

Pipers River Tip

Parry's Road, Pipers River

Open: Wednesday, Saturday and Sunday 1pm – 5pm.

Closed Christmas Day and Good Friday.

For FAQs and what should not go in your bin:

<https://georgetown.tas.gov.au/waste/>

Source of information:

<http://rethinkwaste.com.au/>

Recycling Bins

You can do your bit by ensuring you place waste items in the correct bins and make it easier and safer for those who work at Material Recovery Facilities and in the recycle industry.

Some supermarkets in the region have recycle plastic bag bins. Use these where available and talk to the store manager about adding this service.



Help recycle facilities by not bagging recycled items

What I **CAN** put in my Recycling bin:

1. Brown paper packaging – with the clear plastic 'window' removed
2. Clean paper and cardboard – includes office paper, domestic cardboard boxes and packaging, egg cartons, telephone books, milk, juice and custard containers (not foil lined), newspaper, pizza boxes, magazines, pamphlets and paper bags
3. Glass bottles and jars (empty & free of residue)
4. Metals – including aluminium cans, steel cans, tin-plated steel cans, aluminium foil, paint tins and aerosol cans (all empty)
5. Hard plastic containers and bottles (empty with lids off. Any rigid plastic, don't need to look at the numbers on the bottom).

What I **CAN'T** put in my Recycling bin:

1. Soft plastics* (plastic bags, plastic film, bubble wrap, food packaging, lolly packets)
2. Food and garden waste
3. Nappies
4. Paint
5. Polystyrene such as foam packaging
6. Sharps and syringes
7. Computers and TVs (e-waste)
8. Don't use a bin liner in the recycle bin
9. Don't bag your recyclables or tie them up.



*Soft plastics can be left at some supermarkets and at many council transfer stations (free of charge).



Plastic Free July

How to reduce Single-Use Plastics

Plastic Free July aims to raise awareness of the problems with single-use disposable plastic and challenges people to do something about it.

You are encouraged to choose to refuse single-use plastic by remembering your reusables and reduce plastic packaging. This year this world wide initiative has three objectives:

- Avoid landfill waste
- Reduce your eco footprint
- Protect the ocean

The website has many resources that will help you choose to refuse single-use plastic and to live a one-trip plastic free lifestyle. You can even download a Plastic Free July action picker, print it out and stick it on the bathroom mirror or the fridge door - anywhere you'll see it and remember the challenge!

Visit: <http://www.plasticfreejuly.org/>

Did You Know?

Not all recyclable plastic containers display the PIC (Plastic Identification Code) triangle – the symbol most of us call the recycling triangle. This is because the triangle and number are used to indicate what plastic was used to make containers, not whether the container is recyclable.

However, all plastic packaging containers can now be recycled as part of the normal kerbside recycling collection. While soft plastic (including plastic bags and plastic film and wrap) are not accepted in any Tasmanian kerbside recycling collections, most major supermarkets accept clean, flexible plastics, such as plastic bags, for recycling.

<http://rethinkwaste.com.au>

Where Does Your Recycling Go?

Gill Basnett



Recycling doesn't end with the bin...it begins! Putting recyclable materials, like bottles or cans, and rubbish in the appropriate bins are just the first step.

The recycling journey begins with items being collected and then brought to the Materials Recovery Facility (MRF). There, they are first sorted by hand and then by machines to be baled and processed. This is why it's important to avoid putting dangerous or inappropriate materials in the recycling bin. Even a single soft plastic bag can block the whole recycling process! (rethinkwaste.com.au)

I managed to go to the MFR in Invermay to see what happened to our recycling once it got put in the recycling bin. It was quite an experience! The place is loud and dusty and the people who work there do an incredible job sorting out everything that comes in.




The first thing that struck me was the big pile of contaminants, waste destined for landfill. Material people have put in their recycling that should have gone in the bin. Some is likely an honest mistake, like plastic bags, plastic toys or wire. Others would seem more obvious: nappies, organic waste, strollers and even car engines! The most concerning is syringes.

The speed at which the conveyor belts move and the amount of materials coming through, makes it difficult to sort out these contaminants and shutdowns are regular.

Once initial sorting to remove obvious waste has been done, the materials flow through a range of conveyor belts and machines that sort out the recycling into different types. It is difficult to keep track of where all the conveyor belts go.

At different points people undertake further sorting to make sure each different material, e.g. glass, plastic bottles, paper, cardboard, tin, aluminium, ends up in the right area.



Finally machines slowly spew out large compressed bales individually wrapped and sorted. Bales of paper, cardboard, tin, aluminium, PET and soft plastic then get shipped to different recycling facilities where it gets turned into new products and materials like newspapers, drinking bottles, or even planes and cars! The boardwalk around Seaport was made from recycled plastic bags.



Tamar Ag in Focus

Tamar NRM and Tamar Valley Farmers to help farmers lift profits

A group of farmers in the Tamar Valley has joined forces to highlight what pasture performance can do for red meat production at three different sites across the Tamar Valley.

Tamar NRM submitted a funding application to Meat & Livestock Australia's last funding round and was successful in receiving \$73,000 for the three-year producer demonstration site project. Trials will be at Blessington, Beaconsfield and Hillwood, with some trials already operational.

Chairman for the ag-focused working group, formed to drive the project, Piper's Brook farmer Ian Sauer, told *Naturally Yours* that producers will be invited to attend a number of field days, looking at the progress and challenges as well as sharing their experiences with a broader group of northern Tasmanian famers. "Poor pasture performance impacts animal health and production and results in reduced utilisation, negatively impacting business performance and causes a range of sustainability issues such as, reduced ground cover, soil erosion and weed invasion. This could be costing millions of dollars of lost Tamar Valley production each year," Ian said.

A number of agronomy consultants have expressed an interest in submitting a tender, so we can feel confident that we will get good value for money and sound advice in project design.

The Tamar Valley Sustainable Agriculture and Pasture Improvement Technical Group met in June, to guide the project initiation and will also act as the working group for the "Backyards to Broadacres" series of 10 workshops and field days being delivered over 2017.

Interest in Pastures

East Tamar Landcare Group, in conjunction with Tamar NRM, TFGA Tamar Valley Branch and Tasmanian Institute of Agriculture invited producers to view a Hillwood pasture demonstration site established in Spring/Summer 2016. Fifty people came to hear about the establishment of the trial plots at "Greenhythe" Hillwood farm, showing first-hand the challenges the site presented, and looking at how pasture mixes of perennial ryegrass and white clover, tall fescue and strawberry clover, cocksfoot and red clover, plantain and red clover are establishing.

Four pasture trial plots have been planted under very difficult seasonal conditions, and the field day allowed producers to see a range of commercially available pasture species in action in the one paddock.

Producers were invited to join in the discussion, and we heard about other farmer's establishment techniques, grazing regimes, the pasture species and mixes they use.

The day was supported by funding from the Australian Government's National Landcare Program.



A recent Tamar Valley pastures field day at Hillwood, which is to be incorporated into the MLA 3 year pastures demonstration project, attracted 50 landholders.



TFGA Tamar Valley Branch

East Tamar Landcare Group

Tamar Ag in Focus

When the going gets tough . . . we might learn something

Peter Ball, Tasmanian Institute of Agriculture.

Anyone who has ever run a pasture trial, put in a demonstration plot or test paddock or seen one up close will understand one inescapable fact. Perfect trial conditions live only in our dreams. There is no such thing as average, not enough luck for everything to go right, and too little relevance in either being the case. Nature steers its own course, meaning that often it is in adversity that real learnings and real life value are delivered.

Value like how the problem grass browntop can cost time and planning, but when this is invested, can be effectively controlled. Or how every door that leads to weeds needs to be closed at every opportunity. If space is offered, it will be filled. And how establishment vigour, and maximising the opportunity for this, can exclude weeds with competition, simplifying decisions and avoiding unwanted pressures on clovers or sown herbs like plantain. These learnings come with the real life challenges of pasture establishment.

A demonstration site, funded by a 25th Anniversary Landcare Grant to the East Tamar Landcare group, proves this in spades. At the site in the upper reaches of the Tamar, a pasture demonstration paddock has had its fair share of real life experience.

Failed springs, late breaks, cold winters, waterlogged springs, problem weeds and getting gear where it's wanted when it's wanted have all made for a fascinating pasture establishment journey.

A recent field day at the site, hosted by Tamar NRM, the East Tamar Landcare group and supported by TIA, had plenty to discuss and see, even in plots only recently established late in 2016. Side by side 0.4 ha sowings of commercially available tall fescue, cocksfoot, perennial ryegrass, plantain and companion legumes of strawberry, red and white clovers are establishing to allow feed options to be assessed by those interested in comparing what's on offer.

Whist early days provide only a snapshot of learning so far, the benefit of getting the pasture up and going is clear to see in the ryegrass plot.

Good grass cover and adequate legumes has put a break on flatweed establishment.

A water logged spring delayed sowing, putting pressure on the slower establishing fescue and cocksfoot, leaving space for weeds. That in turn complicates decisions that affect the establishing legumes. Do they tolerate a spray, or the weeds?

Time will tell if the ryegrass keeps strong and fulfils its current promise, or whether it's weeds around the corner. Will the backbone of fescue and cocksfoot shine as persistence, and green feed when ryegrass sleeps? We shall see.

What's already seen is that a program of spray, forage crop and spray has effectively controlled the browntop for now. As well as the fact that weeds, differences between species, interactions with adverse conditions, differences in nutrition, the response of the existing pasture in the headlands, all present fantastic opportunities to learn.

From challenges and trials, great pasture understanding can be formed.

Perhaps the true value here lies in working together, TIA alongside groups of producers, seeking to realise the most value we can from our pasture resource.



Peter Ball, (Industry Development and Extension Officer with Tasmanian Institute of Agriculture).

Peter has enjoyed working with and learning about Tasmania's sheep and beef pastures and grazing systems for more than 20 years, firstly within DPIWPE and more recently within Tasmanian Institute of Agriculture (TIA). This work has included trials addressing pasture establishment, the management of pasture composition, turning pasture into product, as well as a considerable amount of training and extension.

Sharing the learning these years have provided, from both trial work and from the producers who manage real life production pastures, is one of Peter's keenest interests.

Tamar Ag in Focus

Backyards to Broadacres

The "Backyards to Broadacres" Workshop/Field Day Series is proving very popular, with 190 attending a variety of topics suiting landholder operations at a range of scales.

Thanks to the landholders for lending their properties and to consultants RMCG for their assistance in delivering five of the workshops.

Delivered so far in the Workshop Series:

- Soil Biology and Health
- Pasture Management
- Animal Health / Livestock Production
- Developing a property with sustainability principles in mind
- Sustainable Winter – Vegie Gardening for cooler months
- East Tamar Landcare's Pastures Field Day
- Data to Decisions



To Come:

Benefits of Biochar, Beetles and Worms in Sustainable Farming Systems

Topic will cover: Sustainable agriculture, small scale farming, the benefits of putting dung beetles and worms to work in your pastures and gardens, biochar for all scales of operations, making biochar (practical demonstration - afternoon visit to Frank & Karin Strie's property).

Date: Thursday, 20th July 2017

Time: 9.30am to 3.30 pm

Where: Tresca Community Centre, Exeter & Farm visit

Presenters: Agronomist Dr. Graeme Stevenson (Author of "Ruminations of a Poo-ologist: Native and Introduced Dung Beetles in Tasmania" and "Earthworms in Tasmanian Agriculture" and a former senior research officer with the Tasmanian Agricultural Department. Frank Strie, Master Forester and owner of Terra-Preta Developments (Black Soil Developments) bio biochar producer to discuss the uses of Biochar, the upcycling of bio mass and use of and waste stream product and manures to improve soil fertility and reduce risk of waste into environment.

Pasture Trials... Look, See and Share

Looking at a number of pastures in the Tamar Valley. Producers will be invited to join in the discussion, and we want to hear about other farmer's establishment techniques, grazing regimes, the pasture species and mixes they use.

Date: Thursday, 21st September 2017 (TBC)

Time: 9.30am to 3.30 pm

Where: Meet at "Greenhythe" Hillwood.



Above: Dr. Graeme Stevenson to talk on Dung Beetles and earthworms at Exeter on 20th July



This project is supported by funding from the Australian Government

Focus on Weeds

Serrated Tussock (*Nassella trichotoma*)

Serrated Tussock is a highly invasive weed of temperate Australia. It is one of Australia's worst weeds and was selected as a Weed of National Significance due to its invasiveness, potential for spread and social, economic and environmental impacts. Serrated Tussock is difficult to identify due to its similarity to many native tussock grasses (*Poa* spp). It is a weed of both natural and agricultural systems.

Serrated Tussock is unpalatable to stock, it is of such poor nutritional value that livestock forced to graze Serrated Tussock can starve to death with a full stomach, with large infestations reducing pasture productivity by up to 95%.



Photo: Courtesy DPIWVE

The estimated economic losses associated with Serrated Tussock, a combination of cost of control and loss of production, are estimated to be somewhere in the order of \$40M in NSW and \$5M in Vic.

The south east of Tasmania has major infestations and it is known to be present at a few sites in the midlands and the east Tamar Valley. It is important for landholders and land managers to keep the area as free as possible.

The legal responsibilities of landholders and other stakeholders in dealing with serrated tussock are laid out in the Statutory Management Plan for Serrated Tussock. See:

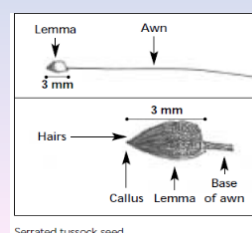
<http://dpiwve.tas.gov.au/invasive-species/weeds/weeds-index/declared-weeds-index/serrated-tussock>

Identification is difficult, but good resources exist including a phone app. See Victorian Serrated Tussock Working Party. <http://www.serratedtussock.com/>

Identifying serrated tussock

The Tasmanian Department of Primary Industry, Parks, Water and Environment has developed the following checklist to help distinguish serrated tussock from other grasses.

1. The leaf bases are more tightly packed and more slender than other tussocks and are a whitish colour – never purple or blue-green.
2. In autumn, when most other grasses have dried off to a straw colour, young serrated tussock plants remain bright green except for the bleached tips.
3. At the junction of the leaf sheath and blade most grasses carry a small flap known as a ligule. The ligule is the most positive guide to identifying serrated tussock. To find the ligule, trace down a leaf to its junction with the leaf sheath. Bend the leaf back at this point, and a small, white hairless flap, 1 mm long, will protrude vertically. Other grasses will have different ligules, eg hairy, toothed or none at all.
4. The upward-pointing barbs on the leaf blade, which give them their rough or serrated texture, are minute and almost invisible to the naked eye. If the leaves appear at all hairy, the plant is not serrated tussock.
5. Serrated tussock leaves, when rolled between the index finger and thumb, roll smoothly – like a needle. Native grass species feel as though they have flat edges.
6. When cut in cross section, serrated tussock has a cylindrical appearance because the leaf is always tightly rolled. Other grasses form a 'V' or 'U' shape in cross section.
7. The seed head breaks off whole. If the previous year's seed heads remain on the plant, it is not serrated tussock.
8. Serrated tussock rarely grows in swampy areas.
9. Flower and seedling heads are dark purple due to colour of the two 'glumes' surrounding the seed.
10. Serrated tussock seed is unlike the seed of any of the other tussock grasses. As shown in the diagram the awn is 25–35 mm long and attaches obliquely to the lemma (seed).



Focus on Weeds

The Weeds Working Group



The make-up of the Weeds Working Group (WWG) comprises 3 councils of Launceston City; George Town; West Tamar; Tamar NRM; NRM North; DPIWE; DIER (Dept. State Growth); Parks and Wildlife; TasTAFE, Community and industry representatives.

The Weeds Working Group met on 16th March, chaired by John Thorp, and since that time actions on priority weeds has been the focus. Following on from our meeting, and in the absence of funding opportunities, it was decided to publicise and promote priority weeds such as Patterson's Curse (*Echium plantagineum*) and Serrated Tussock (*Nassella trichotoma*). To this end, the group wants to engage more closely with other key stakeholders and land managers.

Shared responsibility for weed control across different land tenures is seen as the best approach in controlling new and established weeds.

On 7th June, the Weeds Working Group chairman, John Thorp, and Greg Lundstrom attended the TFGA Weeds Committee meeting, where John presented on "Community collaboration in managing weeds" on behalf of Tamar NRM highlighting the various weed programs and activities. There was discussion around Serrated Tussock and how best our two weeds groups could work cooperatively.

Amongst other weeds discussed was the emergent weeds Californian Stink Weed (*Navarretia squarrosa*) and Asparagus Fern (*Asparagus scandens*).

It was decided that the two weed working groups keep each other informed and collaborate with public education programs.

Winter Weeds to Watch For:

The Asparagus weeds are active at this time of year. Bridal Creeper and Asparagus Fern are two that are known to be present in the Tamar Valley.



Bridal creeper (*Asparagus asparagoides*) is classified as a Weed of National Significance and a declared weed in Tasmania. It is regarded as one of the worst weeds in Australia because of its invasiveness, potential for smothering native plants and impacting on biodiversity and agriculture.



Asparagus Fern (*Asparagus scandens*) is a plant native to South Africa in the *Asparagus* genus. It was widely used as a garden ornamental plant and has escaped cultivation and is now widely naturalised in the coastal districts of southern Australia including Tasmania.

Tamar NRM can help you with weed identification.

For more detailed descriptions of these and other weeds go to the Tamar Valley Weed Strategy Working Group website <http://www.weeds.asn.au>

Environmental Education

Worms at Exeter

By Greg Lundstrom

On a chilly morning on the 29th June, Exeter High School students attended an education session looking at the animals at the Exeter School Farm. But this time it was the ones underground!

Three weeks beforehand, and following the advice of earthworm expert, Dr. Graeme Stevenson (Author of "Earthworms in Tasmanian Agriculture"), different dung types were piled up and left to accumulate worms beneath. Then all that remained then was to dig them up and record the different types and record abundance.


Agricultural teacher Liam Fox had prepared work sheets for the students for answer questions like "how deep do earthworms usually dig" and for them to record what worms turned up under what pile. I particularly liked the one pictured, where the student had even recorded the relative size, their wriggle patterns and escape routes!

Graeme could not attend but said he will be back to discuss the findings with the students. He will be bringing his favorite black-headed earthworms (*Aporrectodea longa*) for integration into the school farm at Exeter and the students can map their distribution over time.

For me, the day was a good introduction to the site in preparation



Worm from underneath cow manure.



Creative record of worms on the Exeter School Farm.



Above: An earthworm that has made Tassie home - The Black-headed Earthworm (*Aporrectodea longa*) is thought to be introduced to Tasmania by staff of the Van Dieman's Land Company around 150 years ago. Photo Dr. Graeme Stevenson

Left: Ag teacher Liam Fox discusses earthworms with a grade 7 class.



Christopher Strong Fellowship

The 2016 recipient of the Christopher Strong Fellowship Grant, Katrina and John Kelly of Lilydale, have submitted their final report. In it they have shown the value of native Poa grass (*Poa labillardierei*) as a feed source for ponies. Katrina and John identify laminitis and founder as a significant issue for horses and particularly ponies and that high sugar grasses can be one causal factor in the condition. What they found is that Poa, with its low sugar status, can play a role in animal health as it is known to be a low founder risk feed for horses and ponies. Poa, in a green state, is readily eaten by horses and ponies but its palatability is low in a straw state.

The project aimed to assess the feed suitability of chaffed Poa for horses and ponies and the results indicated there is potential. Poa chaff protein levels were satisfactory across all sample periods whilst its simple sugars levels were low.

It is hoped increased awareness about the feed attributes of Poa for horses and ponies will encourage landholders to maintain or enhance Poa stands. A feasibility study is warranted to assess the commercial potential of Poa chaff.



You can hear more about the benefits of Poa when Katrina presents her finding at a field day in September, or read more in the final report off the Tamar NRM website: <http://www.tamarnrm.com.au/media/reports/>.

Christopher Strong Natural Resource Management 2017 Fellowship

***Congratulations to this year's recipient
Matthew Tedford***

Matthew's Project: Revisiting the Fluvial Geomorphology of Pipers River, with Rehabilitation Outcomes has already been completed and demonstrates the value of river restoration works in building a more resilient system of waterways.

Matthews Final Report can be accessed at: <http://www.tamarnrm.com.au/media/reports/>

Biodiversity Page

Recycling - More than just Bottles and Cans!

By Gill Basnett

Reducing waste is more than just what you can put in your recycling bin. It can be fun to think about how you can reuse different things you might otherwise throw away. Something I like to do is build nest boxes. There are so many different materials that can be used to build homes for a wide variety of animals from Pardalotes, Bats and Antechinus to Black-cockatoos and Owls.



Reusing materials that would otherwise go to landfill make them very cheap (even free!) and also help the environment.

I have built a box for Black-cockatoos out of an old wardrobe and another for a Possum from an old speaker box. The ones I usually make are out of used form or marine ply, which is a good thickness and already waterproof. I even try reuse nails, screws and hinges. Old washing line and hosepipe is perfect for hanging.

A good guide on how to build a nest box and different designs is: Nest Boxes for Wildlife: A Practical Guide by Alan and Stacey Franks (2006).



Twenty percent of Australian animals need hollows to either sleep or breed in. Many natural hollows have been lost due to land clearing and firewood collection. Nest boxes can therefore be invaluable habitat for local wildlife either in your backyard, local reserve or property.

Building your own nest box can be fun, is easy and can attract local wildlife to your own backyard or local bush area. All you need is a little time and some resources.



Top left: Parrot nest box.

Top right: Nest box construction, recycled form ply from bridge.

Above: Female Red-tailed Black-cockatoo moving into a nest box

Left: students building nest boxes for their school and recycled materials to hang boxes.

Below: Table of some of the recommended nest box sizes.



Species	ID (mm)	DC (mm)	ED (mm)	MH (m)	Comments
Black-cockatoo	300x400	1000	Open Top	8-10	Very heavy chewer. Make sure you have hardwood chew block(s) fixed to the inside at bottom and around top for them to chew
Rosella/Parrot	150x200	400	65	2-4	
Ducks	250x300	100	150	1-3	Near water
Wood Ducks	250x300	100	150	3-10	Short horizontal spout entrance
Owl	250x300	500	100	4-6	Short horizontal spout entrance
Pardalote	100x200	100	40	3-6	Fill chamber with woodchips
Lorikeet	150x150	400	65	2-4	
Possum	250x250	300	100	2-4	Will use several den sites
Mardo (Antechinus)	150x150	200	30	2-4	

ID = Internal Dimensions; DC = Depth of chamber from bottom of entrance hole; ED = Entrance Diameter; MH = Minimum Height above ground.

Biodiversity Page

Frogs for Science Week in August



Southern Brown Tree Frog (*Litoria ewingi*)
Photo: Greg Lundstrom

"Tadpole Tales"

Tamar NRM is going to be talking about the amazing life of frogs and their importance in the environment in "Tadpole Tales" at this years' Big Day of Science at QVMAG Inveresk. We may even have some frogs and tadpoles on display and instructions for making frogs out of origami paper! Come see us and so many more displays on **Saturday 12th August at the Museum.**

Quick Frog Quiz

1. Frogs are a. Warm Blooded; b. Cold Blooded and incapable of regulating their body temperatures?
2. Frogs are on every continent in the world except one. Which is it?
3. Adult Frogs breathe via their a. Lungs; b. Skin; c. Gills; d. Lungs and Skin?
4. Male Frogs call at night, but female frogs can still make sounds (e.g. If taken by a snake) True or False?

5. What happens to a tadpole's tail as it grows into an adult frog during metamorphosis?
a. It drops off; b. It turns into a weapon with spikes on the end; c. The tail is absorbed into the body.
6. What part of their body do frogs use to help them swallow? a. Tongue; b. Teeth; c. Stomach; d. Eyes.
7. The introduced Cane Toad is the only toad in Australia True or False?
8. How many frog species have been recorded in Tasmania? a. 4; b. 11; c. 55; d. 127?



Did you know?

Many frogs that look dull and unassuming at first have what are called "flash colours"--hidden patches of bright colour or patterns on their bellies, groins, or the backs of their thighs. For example, the plain brown of the Quacking Frog matches the leaf litter and ground on which it spends most of its time. When threatened, the frog exposes its bright red patches. Surprising displays of this kind can startle or confuse predators into fleeing, or at least buy the frog some time in which to make an escape.

Got a Project? We want to Hear from You

This year Tamar NRM has set aside a small amount in their 2017-18 budget to cover the cost of a project officer(s) to undertake small projects funded by external small grants. More often than not, small grants do not cover the cost of implementing a project. We are committed to "getting things done", and so where the projected is beneficial to the Tamar we will fund the labour component.

So, if you have a great idea for a small project, that would benefit our Tamar Region community and fits within TNRM's purpose, themes and values and that you have the time to apply for and deliver under the Tamar NRM banner, we would like to hear from you.

Tamar NRM Skills & Knowledge Register

Tamar NRM are keen to develop a register of people with skills and knowledge who may be looking for part-time and casual project work that we are able to draw on from time to time. We know there are people out there who are underemployed or available occasionally for some casual work with some tremendous skills, we just don't know who they are. While there are no promises of work from us, we would love to know who's out there should the opportunity arise.

If that's you, please contact us and let us know what you can do. If you know of someone who fits this description get them to contact us.

Quiz Answers:

1. b. Cold Blooded and incapable of regulating their body temperatures; 2. Antarctica; 3. d. Lungs and Skin; 4. True; 5. d. eyes (When swallowing a big mouthful of food, a frog blinks its eyes. The blinking pushes the frog's huge eyeballs down on top of its mouth. This helps squeeze the food in its mouth into its throat.); 6. c. The tail is absorbed into the body; 7. True; 8. b. 11.

Tamar NRM's Works Teams



*Above: Tamar NRM Green Army Works Team undertaking fencing repair on some grazing excloser plots for the endangered plant species *Tetratheca gunnii* at Dan's Hill Reserve, Beaconsfield.*

Tamar NRM would like to welcome our new Green Army Team. We were recently asked by Landcare Australia and Manpower to take on two Green Army teams, formally designated to a cat management project in Meander Valley. A new range of projects was negotiated and approved and the team of 10 started on Monday 5th June. Green Army provides Tamar NRM with an on-ground works team until mid-2018, replacing the Work for the Dole teams run until April this year. We are pleased that Ian Gleeson has taken on the job of team supervisor and is able to continue to share his experience with the team.

The team has got off to an enthusiastic start undertaking some great projects including weed control, track maintenance, fencing, pruning and fuel load management on Council, Parks and Wildlife and Crown Services land. This week they start planting trees as part of our 20 Million Trees project.

This year's projects are:

- Greens Beach - Coastal vegetation protection and rehabilitation with Greens Beach Landcare.
- George Town Coastal Action Plan works - Coastal Vegetation Protection and Rehabilitation and surveys focusing on Lulworth and Weymouth initially.
- Dan's Hill Conservation Reserve - *Tetratheca gunnii* exclosure maintenance and restoration
- 20 Million Trees - tree planting on public and private lands and tree survival surveys
- CoL reserves - Weeding for riparian restoration
- Low Head to Bell Bouy - Dune vegetation restoration
- Boneseed Blitz
- Meander Valley - Flood recovery and weed control.

20 Million Trees - Update

Plantings undertaken last year are doing well with a rate of survival with thanks to site preparation by City of Launceston Council, follow up works by the Tamar NRM Works Team and a wet winter last year.

So far this year, 23 ha out of the 30 ha of direct seeding required under the project has been done, with another 5ha so far to be seeded in Spring. Private landholders have planted 222 tubestock 2seedlings so far with Exeter Primary and High School students planting another 300. These plantings and seedings are to provide wind breaks and biodiverse shelterbelts forming greater connectivity of native habitat across the landscape.

Another 4250 seedlings will be planted by the end of August. We are organising "School Tree Fortnight" instead of Tree Day from the last week of July and first week of August. So far we have Youngtown Primary, Punchbowl Primary, Queechy High School, South George Town Primary, Exeter High, Exeter Primary, West Launceston Primary and Waverley Primary involved in school planting. Launceston Council staff and our Green Army Team will provide an all important backup workforce to help us get in the target number of plants in 2017.

Seed orders for 2018 are being developed to allow time to collect and plant local provenance seed. There are still a few opportunities left for landholders wanting to plant natives in 2018, contact Gill Basnett.

New Faces on Management Committee

Tamar NRM's 11 member Management Committee undergoes changes from time to time. Leanne Hurst, who has been a conduit between Tamar NRM and City of Launceston, has decided to step down from the committee. We would like to thank her for her support in building the council partner relations.

In the future, the City of Launceston will be represented by Barry Pickett. Barry's role with council is as Manager of Natural Environment and is a logical fit for linking the two organisations. Kathryn Pugh, City of Launceston's Environmental Scientist, will act as proxy for Barry on occasions.

In Profile - Barry Pickett

Barry is married with 2 children aged 23 & 17 with one finishing university and the other about to attend.

Born and raised in Launceston, Barry worked for the ANZ Bank, Ansett Australia and Comalco, before moving to the Northwest Coast in 1996, building a home at Port Sorell and later at Don. This was his first experience of becoming a 'land manager' on a small 2 acre scale, one he describes as a rewarding and challenging experience to be cultivating the land, albeit very small. Living in a rural area provided a great environment for the children to explore the nature reserves adjoining their property and appreciate how fortunate it is to live in Tasmania.



The family spent 17 years living on the Northwest Coast enjoying the wonderful beaches and reserves around the region. Barry spent 10 years as the President of the Devonport Aquatic Club where he describes his greatest achievement as lobbying local, state and federal government for the funding towards the Devonport Indoor Aquatic Centre. The process was lengthy but well worth the 3 years with a fantastic result for the regional community.

Barry spent many years as the Manager of CSR Gyprock and Fibre Cement on the coast before deciding to return back home to Launceston. He has been with council for over 3 years and thoroughly enjoys the role as Natural Environment Manager. This role presents many challenges in meeting community demands and balancing the need to protect and conserve our parks and reserves.

Barry says he really looks forward to being able to support the great work being undertaken by Tamar NRM.

An Eye for Growing Spuds

Roger Tyshing



There are of course many ways to grow potatoes for the home garden. If you have the space, growing them traditionally in raised rows is hard to be beat. Growing them in containers has been popular, and for a time, growing them in a stack of tyres was all the rage. The advantage in growing them above ground, in containers or tyre stacks is potatoes generally come out very clean. The disadvantage is they require more water to grow and, because they are by definition 'contained', it can be hard to keep the nutrients up to the plants and to get decent yields you need to keep potatoes growing as long as possible. When potatoes run out of nutrients they can get diseases like target spot and die prematurely.

One of the most effective ways I've found to grow potatoes, and I have to admit I'm still experimenting with it, is growing potatoes in a wire mesh potato 'tower'. Yields have proven to be equal to or slightly better than those from traditionally grown potatoes, and the potatoes came out beautifully clean. If you grow kipflers, which I did, you don't get the problems with green ends as you sometimes do when grown traditionally in soil. You do however need to keep the 'towers' well-watered. One other advantage is that it's easier to get all the potatoes from a tower, even the small ones so that you don't get regrowth from chats left in the soil from the previous crop.

What you'll need for a Potato 'Tower':

- About 3.3m galvanised wire mesh about 900mm high. Size of mesh squares doesn't matter. I've used a 'project' mesh with 100 x 100 mm spaces which worked well. You could reuse old ringlock fencing.
- Tie-wire to join the mesh. I use plastic coated wire, red or white in colour as it's easy to see.
- Straw
- Blend of compost, soil and potting mix. About one third of each. Straight soil can go hard on its own.

- Your choice of fertiliser, but NOT fresh manure. Well-rotted manure is fine.
- Seed potatoes

The rest is easy.

1. Bring one edge of wire mesh around and join to the other end with tie-wire, with a couple of mesh squares overlapping, to form a cylinder about 1 m diameter. (**Note:** these wire cylinders/towers also make great compost bins. Easy to open up to turn the compost into another bin.)
2. Place a layer of teased out straw around the edge of the wire 'tower' to stop soil falling through.
3. At ground level which should be bare soil or well-rotted mulch, sprinkle you're a layer of fertiliser and cover with about 75mm of soil.
4. Place you seed potatoes, either sets or whole potatoes, about 150mm in from the edge of straw. You should get about 8 sets per layer.
5. Build the straw up the edge of the 'tower' again and cover the seed potatoes with about 200 - 250mm of your soil blend. It would be good to mix some fertiliser in with your soil blend.
6. Place another row of seed potatoes on soil surface and again cover with the same depth of soil.
7. Repeat process for at least another two layers. Four layers will give you the equivalent of about 10m of a traditional row in about 1m² of garden space. But theoretically, if you can keep the water and nutrients up you could go right to the top.

As the potatoes shoot, they'll head for the light so the lower planted ones will grow out of the sides of the 'tower' and the ones at the top will grow out of the top. Now, that's a lot of plants in a small space, so keep them well watered. As the plants are growing use liquid fertiliser, manure or compost tea to keep topping up the nutrients.

As part of our Backyard to Broadacres series, we'll be holding a workshop early October at Roger's demonstrating how to set up a potato 'tower'.

Coming Events - Tamar NRM

Thursday, 20th July 2017, 9.30 to 3.30

Benefits of Biochar, Beetles and Worms in Sustainable Farming Systems

Topic will cover: Sustainable agriculture, small scale farming, the benefits of putting dung beetles and worms to work in your pastures and gardens, biochar for all scales of operations, making biochar. Held at Tresca Community Centre, Exeter & Farm visits.

Saturday 12th August, 2017

"Tadpole Tales"

Come visit Tamar NRM's Frog display at the QVMAG's **Big Day of Science**, Inveresk

24th July - 4th August

School Tree Planting

Various Sites

September

On-Site Property Fire Assessment Workshops for Greens Beach Residents.

Register your interest, Gill Basnett, Tamar NRM 0438 265 792 or gill.basnett@launceston.tas.gov.au

Boneseed Blitz (September) Dates to be advertised.

Saturday 16th September 9.30 to 4.00

Tamar NRM Sustainable Energy Expo Albert Hall, Launceston

Sustainable energy saving ideas for homes and business. Contact Roger 0448 666 500

Thursday 21st September, 2017, 9.30 to 3.30

Pastures in Spring – Look, See and Discuss

Field day at various pasture establishment sites across the Tamar Valley.

Sunday 29th October 2017, 10.00 to 12.30

Coastal Plant Identification Workshop

Managing coastal areas, native plant and weed identification and treatments.

Bookings: Greg Lundstrom

Phone 6323 3310 or 0438 642 112 or

Email tamarnrm@launceston.tas.gov.au

For more information view our website:

www.tamarnrm.com.au

www.facebook.com/TamarNRM15

Other Events

Thursday 20th July, 10.00 to 4.00pm

The Business of Soils

Perth Community Centre – 173 Fairtlough St

Cost: \$30 per person

RSVP: admin@soil-rsttas.com.au

Saturday 12th August 9.00 to 5.00

Regenerative Farming Forum

Riverlands Centre 159 Wellington Street, Longford

Cost: \$25 per person

Bookings 6333 7777; admin@nrmnorth.org.au (by Monday 7th August). NRM North, in collaboration with NRM South and Cradle Coast NRM.

Saturday 26th August 2017 10.00 to 12:00

Native Plant Propagation Workshop followed by a walk through the native gardens.

NRM North and the Australian Plant Society

Enquiries: Megan 6333 7775;

Learn how to grow seeds and cuttings at this free hands-on workshop.

Windsor Community Precinct, Riverside.

Enquiries: Megan 6333 7775;

mdykman@nrmnorth.org.au

NRM North and the Australian Plant Society

Support our Working Groups:

Weeds Working Group

Chair: John Thorp (0419 323 400)

Sustainable Living Working Group

Chair: Bruce Jackson (0407 872 520)

George Town Coastal Management Group

Chair: Ian Sauer (0407 046 346)

Tamar NRM Contacts:

postal: PO Box 396, Launceston TAS 7250

phone: Office 03 6323-3310

mobile: Gill 0438 265 792; Greg 0438 642 112

events co-ordinator: Roger 0448 666 500

email: tamarnrm@launceston.tas.gov.au

web: www.tamarnrm.com.au

facebook: www.facebook.com/tamarNRM15